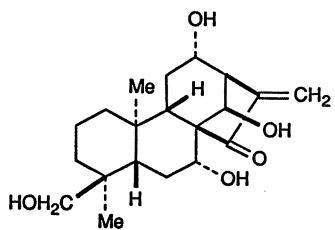
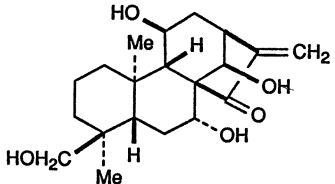
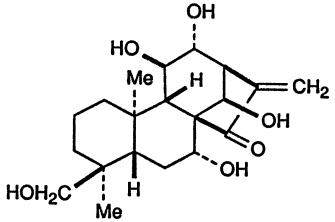
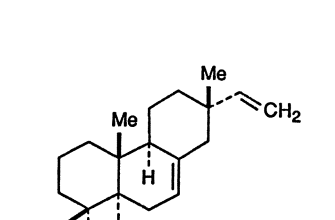
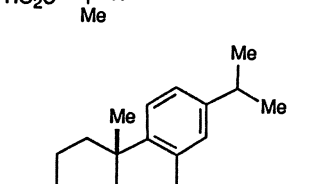
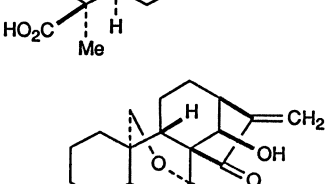
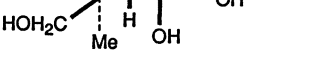


Table 105.1. (continued)

<i>Rabdosis</i> sp.	Compound	Structure	Reference
<i>Rabdosis kunmingensis</i>	Rabdokunmin C (105-67)		[38]
	Rabdokunmin D (105-68)		[38]
	Rabdokunmin E (105-69)		[38]
	Rabdoloxin B (105-47)		[38]
	4- <i>epi</i> -Isopimaric acid (105-70)		[38]
	Callitrisic acid (105-71)		[38]
<i>Rabdosis lasiocarpa</i>	Lasiocarpanin (105-72)		[39]